1. INSULATION ACC. TO FWI JOB SPEC. BD0314A-82A1.
2. EXTERNAL PAINTING ACC. TO SPEC. NO. MN-PG-1030.
3. MARKING ACC. TO USER'S DIRECTIONS.
4. ALL DIMENSIONS SIGN "*" FIT BY ASSEMBLY.
5. MINIMUM REQUIRED NDT ACC. TO FWI PIPING MATERIAL JOB SPEC. BD0314A-50A10 TABLE AT PAGE 7.
6. WELDS MADE BY MANUFACTURER OF VALVE.

ALL OF WELDS

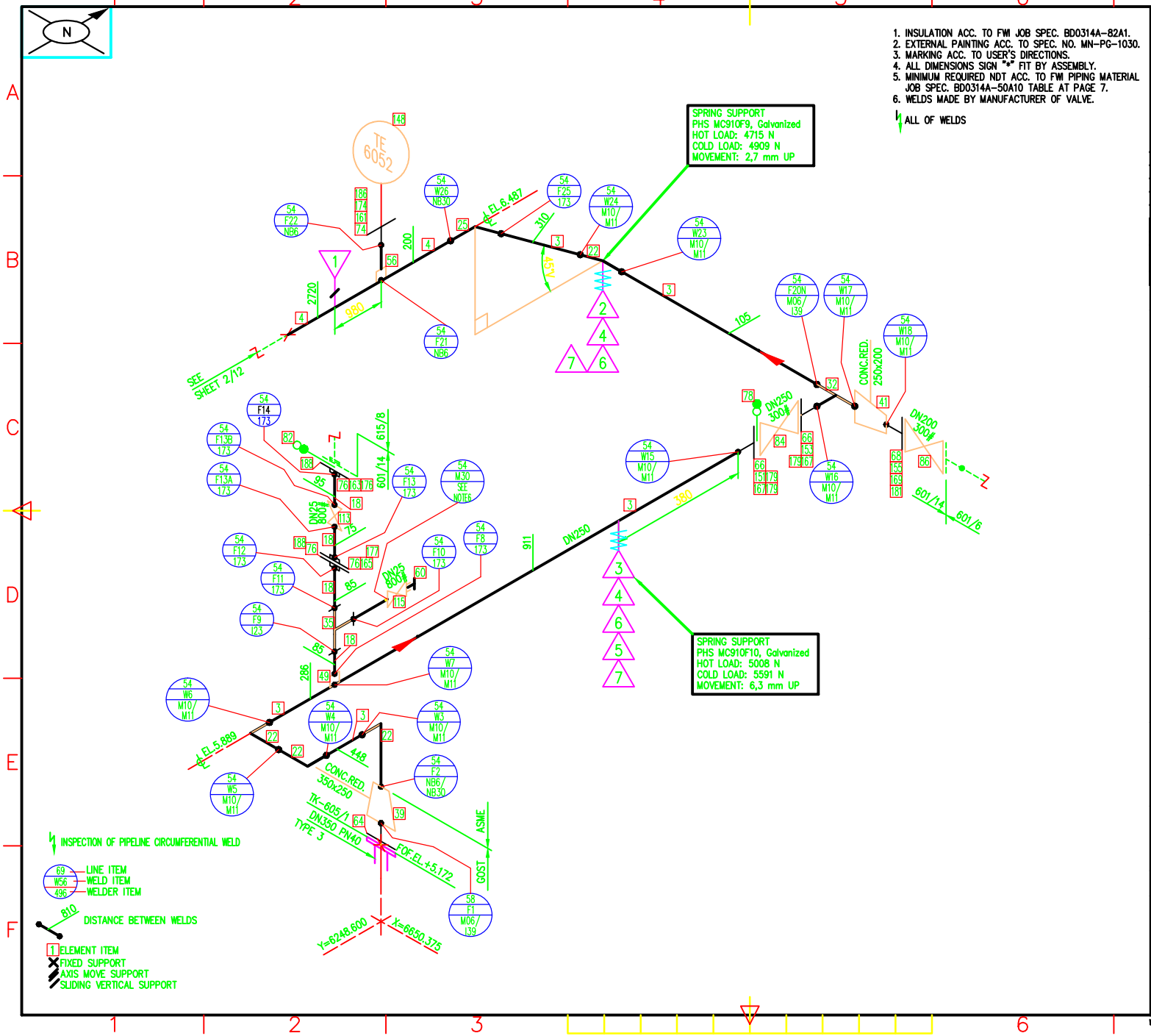

No.	DN	O.D.	Part Description	TYPE	H	V	X	Y	Z	Q-ty pieces/m	Unit	Total	
7	250	273	KS-034			13	480	480		2			
6	250	273	KS-002	C5	895					4			
5	250	273	PVB-023		135					1			
4	250	273	PVB-023		145		200			1			
3	250	273	MC910F10							1			
2	250	273	MC910F9							1			
1	250	273	PVB-035		995					1			

BILL OF SUPPORTS

OPER. MEDIUM	TOPPED CRUDE	TEST MEDIUM	WATER

PARAMETERS	OPER.	DESIGN	TEST	QUALITY LEVEL	VT	RT/UT %	MT/PT
PRES. barg	18	23	43	B	100	100	SEE NOTE 5
TEMP. °C	320	365	10÷40	PWHT			YES

–	–	–	–	–	–	DN	350	250	200	25
250	4.3	–	–	–	–	TYPE	HC	HC	HC	HC
DN	M.A.W.T.	DN	M.A.W.T.	DN	M.A.W.T.	THK.	150	100	100	70
MINIMUM ALLOWABLE WALL THK.						INSULATION				

HEATING	ST	MATERIAL	P5	CLASS	H2A2
CODES	PED, ASME B31.3				
PIPING LAYOUT DWG. NO.	603-10-PJ-008				
P&I DIAGRAM NO.	GP2-S001/1-07				
BILL OF MATERIAL NO.	603-50J/54-PR-601/14				
INSPECTION BY	IPT	CLASS ACC.TO PED	I-II		

REV.	REVISION DESCRIPTION	DATE
0	AS BUILT. FOR PASSPORT DOC. ONLY	02.2008

REV.	PREPARED BY	SIGN	CHECKED BY	SIGN	APPROVED BY	SIGN
0	J. Hoffman		D. Kwiatkowski		K. Jaworski	

INVESTOR: AB MAŽEIKIU NAFTA
PLANT: VACUUM UNIT

PROJECT TITLE: VACUUM UNIT REBUILDING

LINE NO.: 601/14

NAFTOREMONT

PASSPORT DRAWING PREPARED BY Wenzko DESIGN-ENGINEERING FIELD DIVISION

SIZE	ISO. NO.	SHEET	SHEETS	REV.
A3	603-50J/54-PK-601/14	01	12	00

WZÓR:BO-106

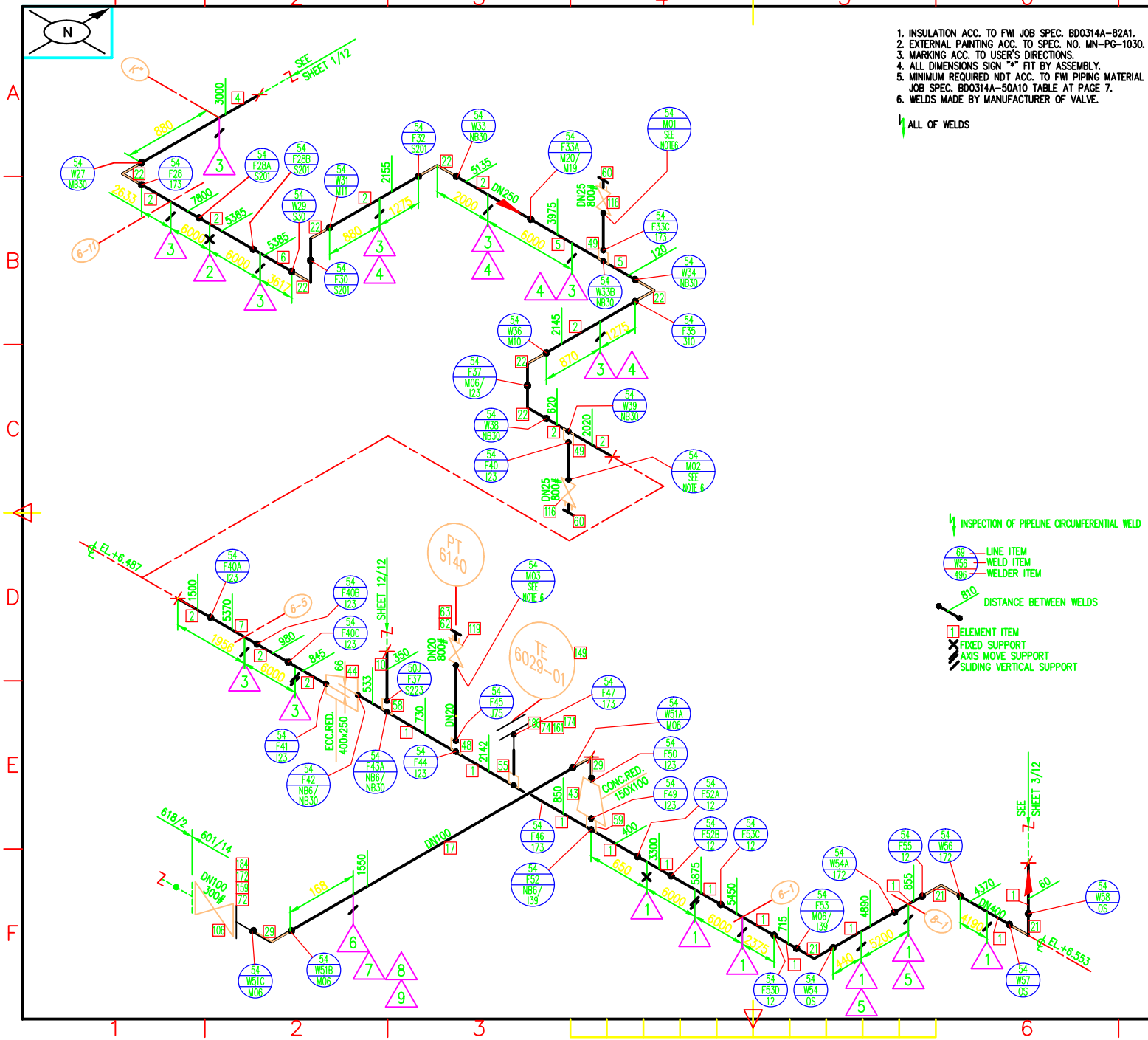

1. INSULATION ACC. TO FWI JOB SPEC. BD0314A-82A1.
2. EXTERNAL PAINTING ACC. TO SPEC. NO. MN-PG-1030.
3. MARKING ACC. TO USER'S DIRECTIONS.
4. ALL DIMENSIONS SIGN "*" FIT BY ASSEMBLY.
5. MINIMUM REQUIRED NDT ACC. TO FWI PIPING MATERIAL JOB SPEC. BD0314A-50A10 TABLE AT PAGE 7.
6. WELDS MADE BY MANUFACTURER OF VALVE.

ALL OF WELDS

INSPECTION OF PIPELINE CIRCUMFERENTIAL WELD

69 W56 496 — LINE ITEM / WELD ITEM / WELDER ITEM

810 — DISTANCE BETWEEN WELDS

1 ELEMENT ITEM
FIXED SUPPORT
AXIS MOVE SUPPORT
SLIDING VERTICAL SUPPORT

No.	DN	O.D.	Part Description	TYPE	H	V	X	Y	Z	Q-ty pieces/m	Unit	Total/line
9			KS-002	D4			1200			1		
8			KS-002	C2			815			1		
7			KS-002	B2			800			1		
6	100	114	PWD-023	-	160					1		
5			KS-002	C3	800					2		
4			KS-013	C	700					4		
3	250	273	PWD-023	-	160					8		
2	250	273	PWD-023	-	150					1		
1	400	406	PWD-023	-	160					6		

BILL OF SUPPORTS

OPER. MEDIUM	TOPPED CRUDE	TEST MEDIUM	WATER

PARAMETERS	OPER.	DESIGN	TEST	QUALITY LEVEL	VT	RT/UT %	MT/PT %
PRES. barg	18	23	43	B	100	100	SEE NOTE 5
TEMP. °C	320	365	10÷40	PWHT			YES

250	4.3	-	-	-	-	DN	400	250	150	100
400	6.5	100	3.5	-	-	TYPE	HC	HC	HC	HC
DN	M.A.W.T.	DN	M.A.W.T.	DN	M.A.W.T.	THK.	130	100	100	100

MINIMUM ALLOWABLE WALL THK. | INSULATION

HEATING	ST	MATERIAL	P5	CLASS	H2A2
CODES	PED, ASME B31.3				

PIPING LAYOUT DWG. NO.	603-10-PJ-008
P&I DIAGRAM NO.	GP2-S001/1-07
BILL OF MATERIAL NO.	603-50J/54-PR-601/14
INSPECTION BY	PT
CLASS ACC.TO PED	1-II

REV.	REVISION DESCRIPTION	DATE
0	AS BUILT. FOR PASSPORT DOC. ONLY	02.2008

REV.	PREPARED BY	SIGN	CHECKED BY	SIGN	APPROVED BY	SIGN
0	J. Hoffman		D. Kwiatkowski		K. Jaworski	

INVESTOR: AB MAŽEIKIU NAFTA
PLANT: VACUUM UNIT

PROJECT TITLE: VACUUM UNIT REBUILDING

LINE NO.: 601/14

NAFTOREMONT

PASSPORT DRAWING PREPARED BY Honeywell DESIGN-ENGINEERING FIELD DIVISION

SIZE	ISO. NO.	SHEET	SHEETS	REV.
A3	603-50J/54-PK-601/14	02	12	00

WZÓR:BO-106

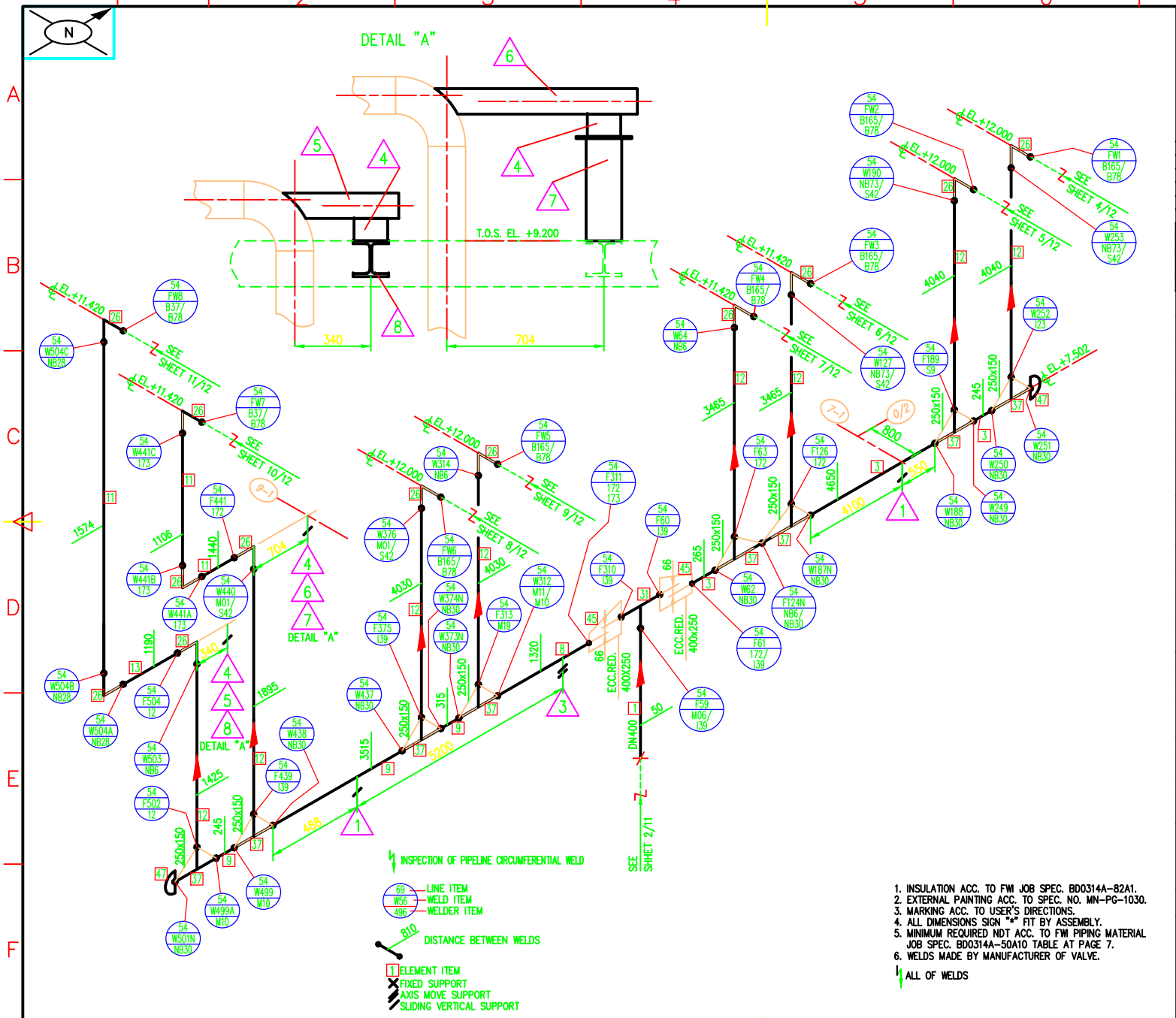

1. INSULATION ACC. TO FWI JOB SPEC. BD0314A-82A1.
2. EXTERNAL PAINTING ACC. TO SPEC. NO. MN-PG-1030.
3. MARKING ACC. TO USER'S DIRECTIONS.
4. ALL DIMENSIONS SIGN "*" FIT BY ASSEMBLY.
5. MINIMUM REQUIRED NDT ACC. TO FWI PIPING MATERIAL JOB SPEC. BD0314A-50A10 TABLE AT PAGE 7.
6. WELDS MADE BY MANUFACTURER OF VALVE.

ALL OF WELDS

No.	DN	O.D.	Part Description	TYPE	H	V	X	Y	Z	Q-ty pieces/assemblies	Unit Total/Row
8			KS-002	C4		600				1	
7			KS-013	B	488					1	
6			KS-000		704	180				1	
5			KS-000		340	135				1	
4	100	114,3	PUD-022a		100					2	
3	250	273	PPD-023	–	165					1	
2			REMOVED								
1	250	273	PUD-023	–	165					2	

BILL OF SUPPORTS

OPER. MEDIUM	TOPPED CRUDE	TEST MEDIUM	WATER

PARAMETERS	OPER.	DESIGN	TEST	QUALITY LEVEL	VT	RT/UT %	MT/PT %
PRES. barg	18	23	43	B	100	100	SEE NOTE 5
TEMP. °C	320	365	10÷40	PWHT			YES

250	4.3	–	–	–	–	DN	400	250	150	–
400	6.5	150	3.8	–	–	TYPE	HC	HC	HC	–
DN	M.A.W.T.	DN	M.A.W.T.	DN	M.A.W.T.	THK.	130	100	100	–

MINIMUM ALLOWABLE WALL THK. | INSULATION

HEATING	ST	MATERIAL	P5	CLASS	H2A2
CODES	PED, ASME B31.3				

PIPING LAYOUT DWG. NO.	603-10-PJ-015
P&I DIAGRAM NO.	GP2-S001/1-10A
BILL OF MATERIAL NO.	603-50J/54-PR-601/14
INSPECTION BY	TPT
CLASS ACC.TO PED	1-II

REV.	REVISION DESCRIPTION	DATE
0	AS BUILT. FOR PASSPORT DOC. ONLY	02.2008

REV.	PREPARED BY	SIGN	CHECKED BY	SIGN	APPROVED BY	SIGN
0	J. Hoffman		D. Kwiatkowski		K. Jaworski	

INVESTOR: AB MAŻEIKIU NAFTA
PLANT: VACUUM UNIT

PROJECT TITLE: VACUUM UNIT REBUILDING

LINE NO.: 601/14

NAFTOREMONT

PASSPORT DRAWING PREPARED BY Konozka DESIGN-ENGINEERING FIELD DIVISION

SIZE	ISO. NO.	SHEET	SHEETS	REV.
A3	603-50J/54-PK-601/14	03	12	00

WZÓR:BO-106

Mechaninių darbų rangovas demontuoja raudona linija pažymėtas vamzdynų atkarpas ir sumontuoja akles su atsakomaisiais flanšais. Plovimo rangovas susimontuoja įrangą plovimo darbams mėlyna strėle pažymėtose vietose /Mechanical contractor dismantles the red line marked pipeline sections and installs the blinds of counter flanges. The washing contractor assembles the equipment for washing work in the areas marked with a blue arrow

INSPECTION OF PIPELINE CIRCUMFERENTIAL WELD

LINE ITEM
WELD ITEM
WELDER ITEM

DISTANCE BETWEEN WELDS

ELEMENT ITEM
FIXED SUPPORT
AXIS MOVE SUPPORT
SLIDING VERTICAL SUPPORT

No.	DN	O.D.	Part Description	TYPE	H	V	X	Y	Z	Q-ty pieces/unit	Unit Weight	Total Weight
2	100	108,3	PPS-032	–	316					1		
1	100	108,3	PPS-025	–	139					4		

BILL OF SUPPORTS

OPER. MEDIUM	TOPPED CRUDE	TEST MEDIUM	WATER

PARAMETERS	OPER.	DESIGN	TEST	QUALITY LEVEL	VT	RT/UT %	MT/PT %
PRES. barg	18	23	43	B	100	100	SEE NOTE 5
TEMP. °C	320	365	10÷40	PWHT			YES

100	3.5	–	–	–	–	DN	150	100	80	25
150	3.8	–	–	–	–	TYPE	HC	HC	HC	HC
DN	M.A.W.T.	DN	M.A.W.T.	DN	M.A.W.T.	THK.	100	100	100	70

MINIMUM ALLOWABLE WALL THK. | INSULATION

HEATING	ST	MATERIAL	P5	CLASS	H2A2

CODES	PED, ASME B31.3
PIPING LAYOUT DWG. NO.	603-10-PJ-015
P&I DIAGRAM NO.	GP2-S001/1-10A
BILL OF MATERIAL NO.	603-50J/54-PR-601/14
INSPECTION BY	TPT
CLASS ACC.TO PED	I-II

REV.	REVISION DESCRIPTION	DATE
0	AS BUILT. FOR PASSPORT DOC. ONLY	02.2008

REV.	PREPARED BY	SIGN	CHECKED BY	SIGN	APPROVED BY	SIGN
0	J. Hoffman		D. Kwiatkowski		K. Jaworski	

INVESTOR: AB MAŽEIKIU NAFTA
PLANT: VACUUM UNIT

PROJECT TITLE: VACUUM UNIT REBUILDING

LINE NO.: 601/14

NAFTOREMONT

PASSPORT DRAWING PREPARED BY Konczke DESIGN-ENGINEERING FIELD DIVISION

SIZE	ISO. NO.	SHEET	SHEETS	REV.
A3	603-50J/54-PK-601/14	04	12	00

WZÓR:BO-106

1. INSULATION ACC. TO FWI JOB SPEC. BD0314A-82A1.
2. EXTERNAL PAINTING ACC. TO SPEC. NO. MN-PG-1030.
3. MARKING ACC. TO USER'S DIRECTIONS.
4. ALL DIMENSIONS SIGN "*" FIT BY ASSEMBLY.
5. MINIMUM REQUIRED NDT ACC. TO FWI PIPING MATERIAL JOB SPEC. BD0314A-50A10 TABLE AT PAGE 7.
6. WELDS MADE BY MANUFACTURER OF VALVE.

ALL OF WELDS

Mechaninių darbų rangovas demontuoja raudona linija pažymėtas vamzdynų atkarpas ir sumontuoja akles su atsakomaisiais flanšais. Plovimo rangovas susimontuoja įrangą plovimo darbams mėlyna strėle pažymėtose vietose /Mechanical contractor dismantles the red line marked pipeline sections and installs the blinds of counter flanges. The washing contractor assembles the equipment for washing work in the areas marked with a blue arrow

No.	DN	O.D.	Part Description	TYPE	H	V	X	Y	Z	Q-ty pieces/line	Unit Weight	Total Weight
7			KS-002	C5			660			4		
6	100	114,3	PRS-032	-	316					1		
5	100	108,3	PRS-030	-	1240					1		
4	100	108,3	PRS-030	-	316					1		
3	100	108,3	PRS-032	-	316					1		
2	100	108,3	PRS-032	-	316					1		
1	100	108,3	PRS-025	-	130					4		

BILL OF SUPPORTS

OPER. MEDIUM	TOPPED CRUDE	TEST MEDIUM	WATER

PARAMETERS	OPER.	DESIGN	TEST	QUALITY LEVEL	VT	RT/UT %	MT/PT %
PRES. barg	18	23	43	B	100	100	SEE NOTE 5
TEMP. °C	320	365	10÷40	PWHT		YES	

100	3.5	-	-	-	-	DN	150	100	80	25
150	3.8	80	3.2	-	-	TYPE	HC	HC	HC	HC
DN	M.A.W.T.	DN	M.A.W.T.	DN	M.A.W.T.	THK.	100	100	100	70

MINIMUM ALLOWABLE WALL THK. | INSULATION

HEATING	ST	MATERIAL	P5	CLASS	H2A2
CODES	PED, ASME B31.3				

PIPING LAYOUT DWG. NO.	603-10-PJ-015
P&I DIAGRAM NO.	GP2-S001/1-10A
BILL OF MATERIAL NO.	603-50J/54-PR-601/14
INSPECTION BY	TPT
CLASS ACC.TO PED	I-II

REV.	REVISION DESCRIPTION	DATE
0	AS BUILT. FOR PASSPORT DOC. ONLY	02.2008

REV.	PREPARED BY	SIGN	CHECKED BY	SIGN	APPROVED BY	SIGN
0	J. Hoffman		D. Kwiatkowski		K. Jaworski	

INVESTOR: AB MAŽEIKIŲ NAFTA
PLANT: VACUUM UNIT

PROJECT TITLE: VACUUM UNIT REBUILDING

LINE NO.: 601/14

NAFTOREMONT

PASSPORT DRAWING PREPARED BY Wonczka DESIGN-ENGINEERING FIELD DIVISION

SIZE	ISO. NO.	SHEET	SHEETS	REV.
A3	603-50J/54-PK-601/14	05	12	00

WZÓR:BO-106

Mechaninių darbų rangovas demontuoja raudona linija pažymėtas vamzdynų atkarpas ir sumontuoja akles su atsakomaisiais flanšais. Plovimo rangovas susimontuoja įrangą plovimo darbams mėlyna strėle pažymėtose vietose /Mechanical contractor dismantles the red line marked pipeline sections and installs the blinds of counter flanges. The washing contractor assembles the equipment for washing work in the areas marked with a blue arrow

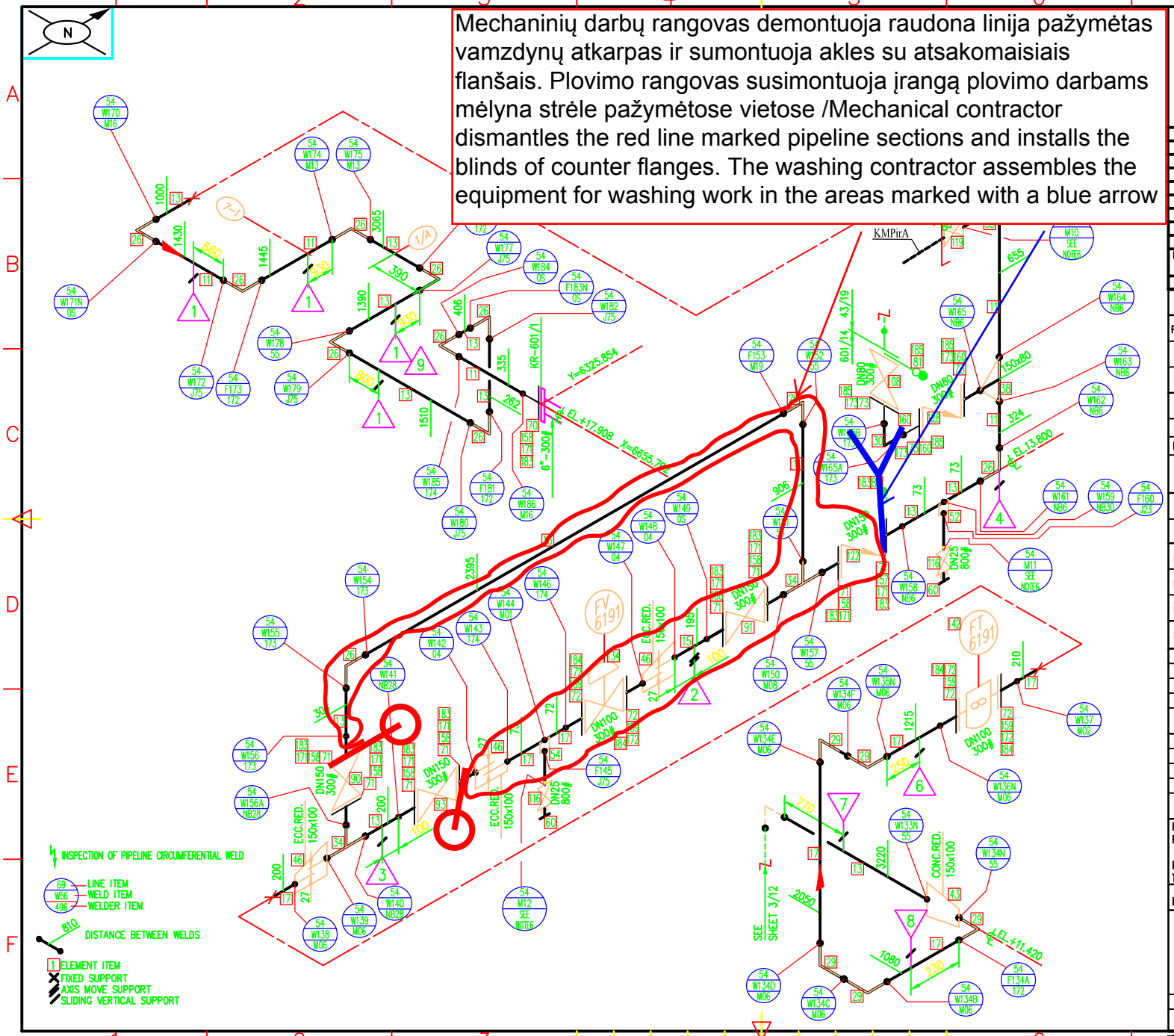

No.	DN	O.D.	Part Description	TYPE	H	V	X	Y	Z	Q-ty pieces/expansion joints	Unit Total/Flow
9			KS-002	C4			1240			1	
8	100	114,3	PKS-035	-	350					1	
7	100	108,3	PKS-045	-	350					1	
6	100	114,3	PKS-032	-	310					1	
5	100	108,3	PKS-035	-	1240					1	
4	100	108,3	PKS-035	-	310					1	
3	100	108,3	PKS-032	-	310					1	
2	100	108,3	PKS-032	-	310					1	
1	100	108,3	PKS-033	-	130					4	

BILL OF SUPPORTS

OPER. MEDIUM	TOPPED CRUDE	TEST MEDIUM	WATER

PARAMETERS	OPER.	DESIGN	TEST	QUALITY LEVEL	VT	RT/UT	MT/PT
					%		
PRES. barg	18	23	43	B	100	100	SEE NOTE 5
TEMP. °C	320	365	10÷40	PWHT			YES

100	3.5	–	–	–	–	DN	150	100	80	25
150	3.8	80	3.2	–	–	TYPE	HC	HC	HC	HC
DN	M.A.W.T.	DN	M.A.W.T.	DN	M.A.W.T.	THK.	100	100	100	70

MINIMUM ALLOWABLE WALL THK.	INSULATION

HEATING	ST	MATERIAL	P5	CLASS	H2A2
CODES	PED, ASME B31.3				
PIPING LAYOUT DWG. NO.	603-10-PJ-015				
P&I DIAGRAM NO.	GP2-S001/1-10A				
BILL OF MATERIAL NO.	603-50J/54-PR-601/14				
INSPECTION BY	TPT	CLASS ACC.TO PED	I-II		

REV.	REVISION DESCRIPTION	DATE
0	AS BUILT. FOR PASSPORT DOC. ONLY	02.2008

REV.	PREPARED BY	SIGN	CHECKED BY	SIGN	APPROVED BY	SIGN
0	J. Hoffman		D. Kwiatkowski		K. Jaworski	

INVESTOR: AB MAŽEIKIŲ NAFTA
PLANT: VACUUM UNIT

PROJECT TITLE: VACUUM UNIT REBUILDING

LINE NO.: 601/14

NAFTOREMONT

PASSPORT DRAWING PREPARED BY Konczko DESIGN-ENGINEERING FIELD DIVISION

SIZE	ISO. NO.	SHEET	SHEETS	REV.
A3	603-50J/54-PK-601/14	06	12	00

WZÓR:BO-106

Mechaninių darbų rangovas demontuoja raudona linija pažymėtas vamzdynų atkarpas ir sumontuoja akles su atsakomaisiais flanšais. Plovimo rangovas susimontuoja įrangą plovimo darbams mėlyna strėle pažymėtose vietose /Mechanical contractor dismantles the red line marked pipeline sections and installs the blinds of counter flanges. The washing contractor assembles the equipment for washing work in the areas marked with a blue arrow

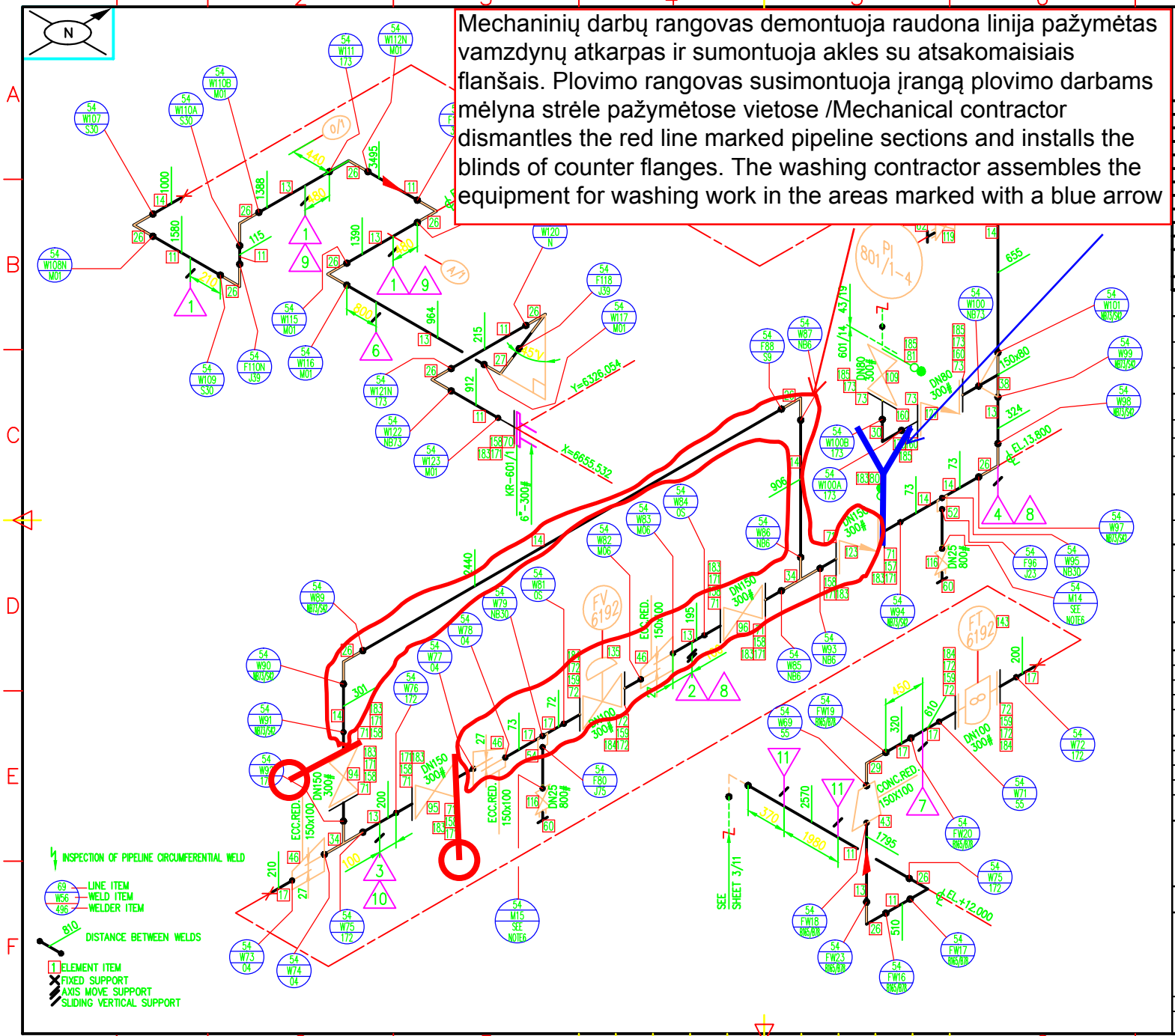

No.	DN	O.D.	Part Description	TYPE	H	V	X	Y	Z	Q-ty pieces/m	Unit	Total
11	100	108,3	PVD-030	-	350					2		
10			KS-002	B1			1040			1		
9			KS-002	C1			480			2		
8			KS-002	C4			1040			2		
7	100	114,3	PVD-032	-	310					1		
6	150	168,3	PVD-032	-	605					3		
5												
4	100	108,3	PVD-030	-	310					1		
3	150	168,3	PVD-032	-	310					1		
2	100	108,3	PVD-032	-	310					1		
1	100	108,3	PVD-023	-	130					1		

BILL OF SUPPORTS

OPER. MEDIUM	TOPPED CRUDE	TEST MEDIUM	WATER

PARAMETERS	OPER.	DESIGN	TEST	QUALITY LEVEL	VT	RT/UT %	MT/PT	
PRES. barg	18	23	43	B	100	100	SEE NOTE 5	
TEMP. °C	320	365	10÷40	PWHT		YES		

100	3.5	-	-	-	-	DN	150	100	80	25
150	3.8	-	-	-	-	TYPE	HC	HC	HC	HC
DN	M.A.W.T.	DN	M.A.W.T.	DN	M.A.W.T.	THK.	100	100	100	70

MINIMUM ALLOWABLE WALL THK. — INSULATION

HEATING	ST	MATERIAL	P5	CLASS	H2A2
CODES	PED, ASME B31.3				

PIPING LAYOUT DWG. NO.	603-10-PJ-015
P&I DIAGRAM NO.	GP2-S001/1-10A
BILL OF MATERIAL NO.	603-50J/54-PR-601/14
INSPECTION BY	TPT
CLASS ACC.TO PED	I-II

REV.	REVISION DESCRIPTION	DATE
0	AS BUILT. FOR PASSPORT DOC. ONLY	02.2008

REV.	PREPARED BY	SIGN	CHECKED BY	SIGN	APPROVED BY	SIGN
0	J. Hoffman		D. Kwiatkowski		K. Jaworski	

INVESTOR: AB MAŽEIKIŲ NAFTA
PLANT: VACUUM UNIT

PROJECT TITLE: VACUUM UNIT REBUILDING

LINE NO.: 601/14

NAFTOREMONT

PASSPORT DRAWING PREPARED BY Konczke DESIGN-ENGINEERING FIELD DIVISION

SIZE	ISO. NO.	SHEET	SHEETS	REV.
A3	603-50J/54-PK-601/14	07	12	00

WZÓR:BO-106

1. INSULATION ACC. TO FWI JOB SPEC. BD0314A-82A1.
2. EXTERNAL PAINTING ACC. TO SPEC. NO. MN-PG-1030.
3. MARKING ACC. TO USER'S DIRECTIONS.
4. ALL DIMENSIONS SIGN "*" FIT BY ASSEMBLY.
5. MINIMUM REQUIRED NDT ACC. TO FWI PIPING MATERIAL JOB SPEC. BD0314A-50A10 TABLE AT PAGE 7.
6. WELDS MADE BY MANUFACTURER OF VALVE.

ALL OF WELDS

No.	DN	O.D.	Part Description	TYPE	H	V	X	Y	Z	Q-ty pieces/assemblies	Unit Weight kg	Total Weight kg
10			KB-032	C4			1040			2		
9			KB-032	C4			680			1		
8			KB-032	C1			450			2		
7	100	114,3	PPB-032	-	310					1		
6	100	108,3	PPB-032	-	685					1		
5	100	108,3	PPB-038	-	1240					2		
4	100	108,3	PPB-038	-	310					1		
3	100	108,3	PPB-032	-	310					1		
2	100	108,3	PPB-032	-	310					1		
1	100	108,3	PPB-035	-	130					3		

BILL OF SUPPORTS

OPER. MEDIUM	TOPPED CRUDE	TEST MEDIUM	WATER

PARAMETERS	OPER.	DESIGN	TEST	QUALITY LEVEL	VT	RT/UT %	MT/PT
PRES. barg	18	23	43	B	100	100	SEE NOTE 5
TEMP. °C	320	365	10÷40	PWHT			YES

100	3.5	–	–	–	–	DN	150	100	80	25
150	3.8	–	–	–	–	TYPE	HC	HC	HC	HC
DN	M.A.W.T.	DN	M.A.W.T.	DN	M.A.W.T.	THK.	100	100	100	70

MINIMUM ALLOWABLE WALL THK. | INSULATION

HEATING	ST	MATERIAL	P5	CLASS	H2A2

CODES	PED, ASME B31.3
PIPING LAYOUT DWG. NO.	603-10-PJ-015
P&I DIAGRAM NO.	GP2-S001/1-10A
BILL OF MATERIAL NO.	603-50J/54-PR-601/14
INSPECTION BY	TPT
CLASS ACC.TO PED	1-II

REV.	REVISION DESCRIPTION	DATE
0	AS BUILT. FOR PASSPORT DOC. ONLY	02.2008

REV.	PREPARED BY	SIGN	CHECKED BY	SIGN	APPROVED BY	SIGN
0	J. Hoffman		D. Kwiatkowski		K. Jaworski	

INVESTOR: AB MAŽEIKIŲ NAFTA
PLANT: VACUUM UNIT

PROJECT TITLE: VACUUM UNIT REBUILDING

LINE NO.: 601/14

NAFTOREMONT

PASSPORT DRAWING PREPARED BY Konczko DESIGN-ENGINEERING FIELD DIVISION

SIZE	ISO. NO.	SHEET	SHEETS	REV.
A3	603-50J/54-PK-601/14	08	12	00

WZÓR:BO-106

Mechaninių darbų rangovas demontuoja raudona linija pažymėtas vamzdynų atkarpas ir sumontuoja akles su atsakomaisiais flanšais. Plovimo rangovas susimontuoja įrangą plovimo darbams mėlyna strėle pažymėtose vietose /Mechanical contractor dismantles the red line marked pipeline sections and installs the blinds of counter flanges. The washing contractor assembles the equipment for washing work in the areas marked with a blue arrow

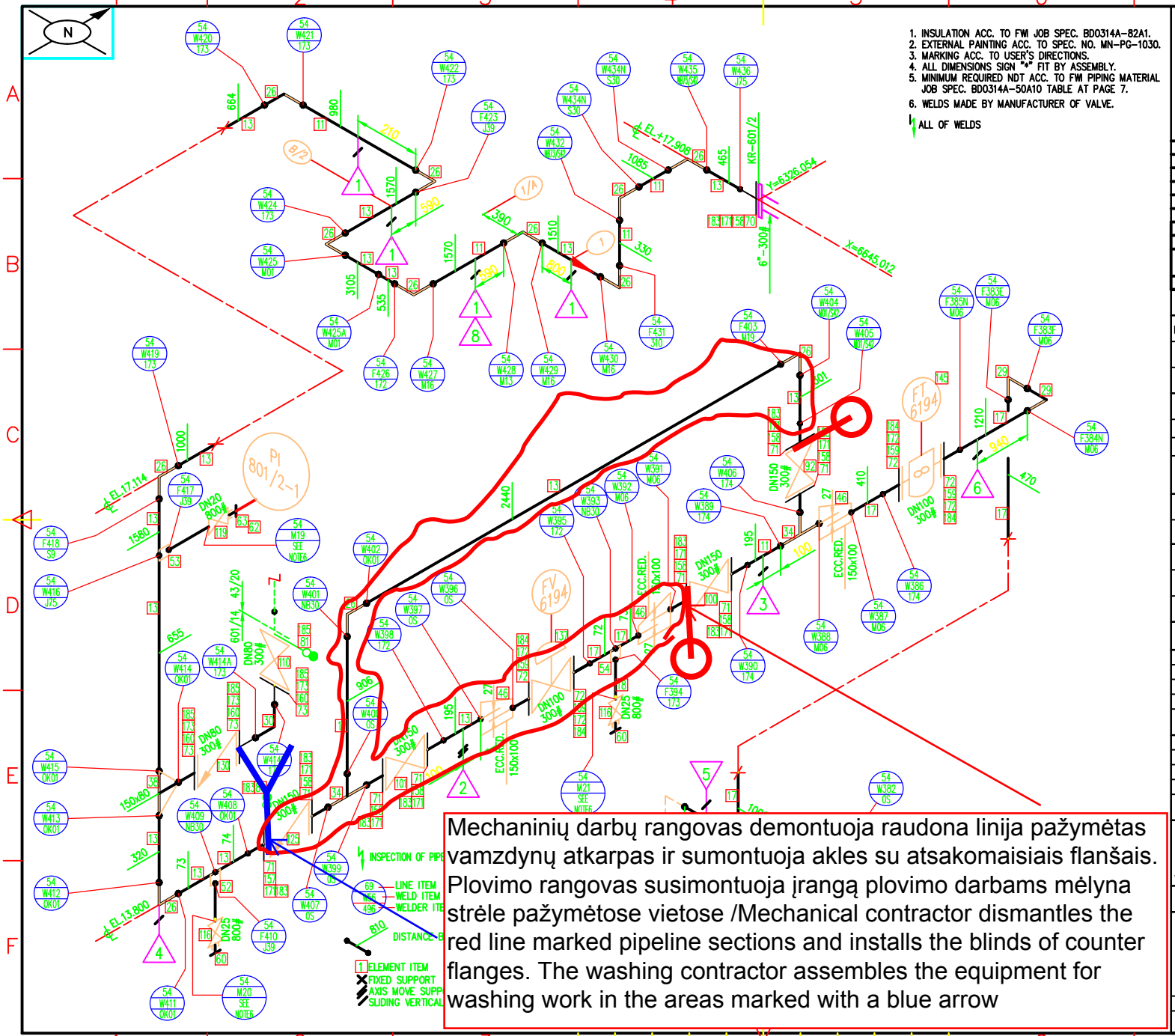

Mechaninių darbų rangovas demontuoja raudona linija pažymėtas vamzdynų atkarpas ir sumontuoja akles su atsakomaisiais flanšais. Plovimo rangovas susimontuoja įrangą plovimo darbams mėlyna strėle pažymėtose vietose /Mechanical contractor dismantles the red line marked pipeline sections and installs the blinds of counter flanges. The washing contractor assembles the equipment for washing work in the areas marked with a blue arrow

No.	SN	O.D.	Part Description	TYPE	H	V	X	Y	Z	Q-ty pieces/assemblies	Unit Weight	Total Weight
8			ISO-032	C4			480			1		
7	100	114,3	PPS-038	-	1240					1		
6	100	114,3	PPS-032	-	310					1		
5	100	108,3	PPS-038	-	1240					2		
4	100	108,3	PPS-038	-	310					1		
3	100	108,3	PPS-032	-	310					1		
2	100	108,3	PPS-032	-	310					1		
1	100	108,3	PPS-025	-	130					4		

BILL OF SUPPORTS

OPER. MEDIUM	TOPPED CRUDE	TEST MEDIUM	WATER

PARAMETERS	OPER.	DESIGN	TEST	QUALITY LEVEL	VT	RT/UT %	MT/PT
PRES. barg	18	23	43	B	100	100	SEE NOTE 5
TEMP. °C	320	365	10÷40	PWHT		YES	

100	3.5	–	–	–	–	DN	150	100	80	25
150	3.8	–	–	–	–	TYPE	HC	HC	HC	HC
DN	M.A.W.T.	DN	M.A.W.T.	DN	M.A.W.T.	THK.	100	100	100	70

MINIMUM ALLOWABLE WALL THK.	INSULATION

HEATING	ST	MATERIAL	P5	CLASS	H2A2
CODES	PED, ASME B31.3				
PIPING LAYOUT DWG. NO.	603-10-PJ-015				
P&I DIAGRAM NO.	GP2-S001/1-10A				
BILL OF MATERIAL NO.	603-50J/54-PR-601/14				
INSPECTION BY	TPT	CLASS ACC.TO PED	I-II		

REV.	REVISION DESCRIPTION	DATE
0	AS BUILT. FOR PASSPORT DOC. ONLY	02.2006

REV.	PREPARED BY	SIGN	CHECKED BY	SIGN	APPROVED BY	SIGN
0	J. Hoffman		D. Kwiatkowski		K. Jaworski	

INVESTOR: AB MAŽEIKIU NAFTA
PLANT: VACUUM UNIT
PROJECT TITLE: VACUUM UNIT REBUILDING
LINE NO.: 601/14

NAFTOREMONT

PASSPORT DRAWING PREPARED BY Konczke DESIGN-ENGINEERING FIELD DIVISION

SIZE	ISO. NO.	SHEET	SHEETS	REV.
A3	603-50J/54-PK-601/14	09	12	00

WZÓR:BO-106

Mechaninių darbų rangovas demontuoja raudona linija pažymėtas vamzdynų atkarpas ir sumontuoja akles su atsakomaisiais flanšais. Plovimo rangovas susimontuoja įrangą plovimo darbams mėlyna strėle pažymėtose vietose /Mechanical contractor dismantles the red line marked pipeline sections and installs the blinds of counter flanges. The washing contractor assembles the equipment for washing work in the areas marked with a blue arrow

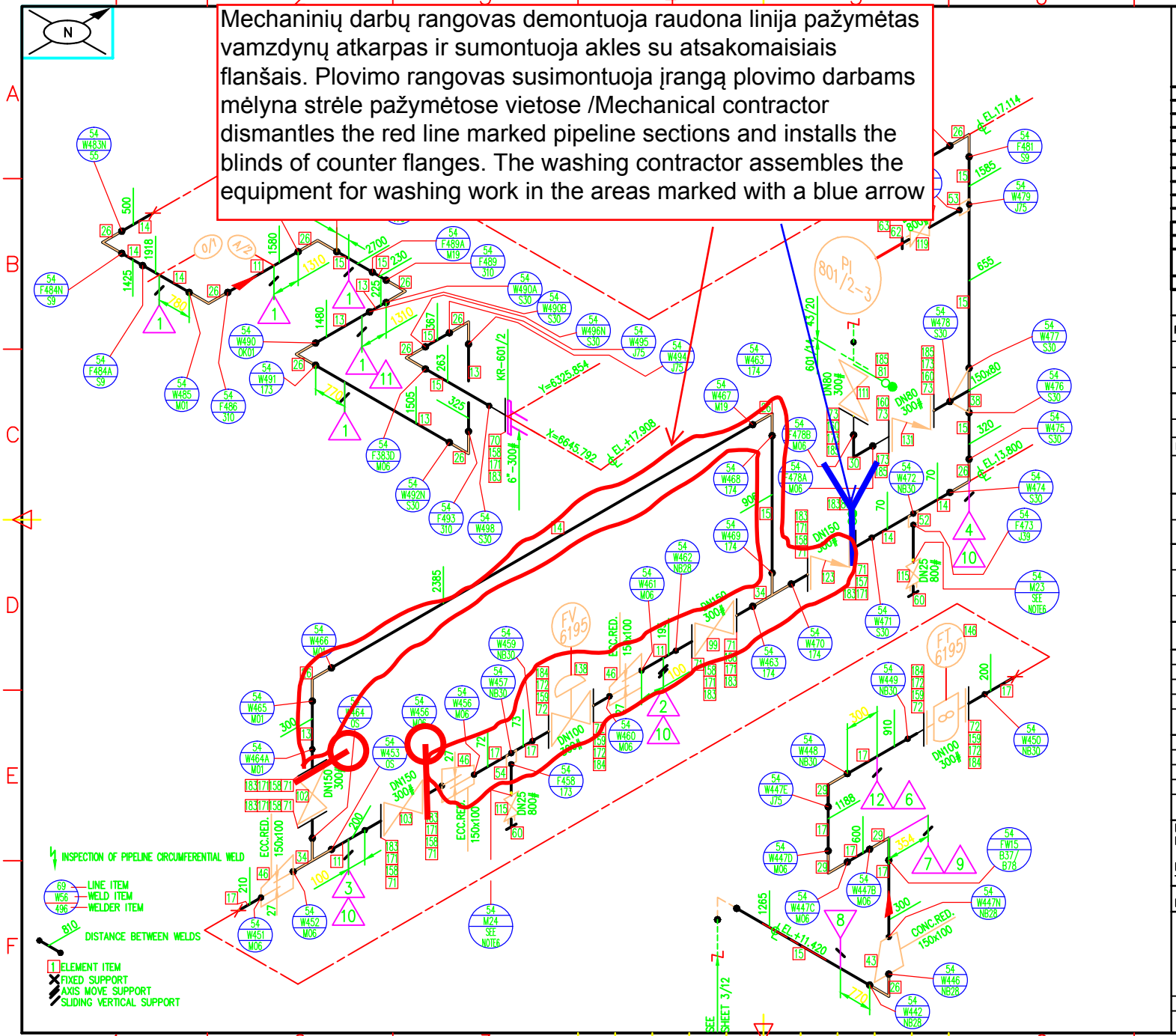

No.	SH	O.D.	Part Description	TYPE	H	V	X	Y	Z	Q-ty pieces/assembly	Unit Weight	Total Weight
12			KS-000	A		410	160	510		1		
11			KS-002	C4			340			1		
10			KS-002	C4			600			3		
9			KS-010		354	200				1		
8	100	108,3	PKB-035	–	510					1		
7	80	88,9	PKB-025	–	100					1		
6	100	114,3	PKB-025	–	120					1		
5			REMOVED							1		
4	100	108,3	PKB-036	–	310					1		
3	100	108,3	PKB-032	–	310					1		
2	100	108,3	PKB-032	–	310					1		
1	100	108,3	PKB-025	–	130					6		

BILL OF SUPPORTS

OPER. MEDIUM	TOPPED CRUDE		TEST MEDIUM	WATER					
PARAMETERS	OPER.	DESIGN	TEST	QUALITY LEVEL	VT	RT/UT %	MT/PT		
PRES. barg	18	23	43	B	100	100	SEE NOTE 5		
TEMP. °C	320	365	10÷40	PWHT		YES			
100	3.5	–	–	–	–	DN	150	100	80	25
150	3.8	–	–	–	–	TYPE	HC	HC	HC	HC
DN	M.A.W.T.	DN	M.A.W.T.	DN	M.A.W.T.	THK.	100	100	100	70
MINIMUM ALLOWABLE WALL THK.				INSULATION					
HEATING	ST	MATERIAL	P5	CLASS	H2A2				
CODES	PED, ASME B31.3								
PIPING LAYOUT DWG. NO.	603-10-PJ-015								
P&I DIAGRAM NO.	GP2-S001/1-10A								
BILL OF MATERIAL NO.	603-50J/54-PR-601/14								
INSPECTION BY	TPT	CLASS ACC.TO PED	I-II						

REV.	REVISION DESCRIPTION	DATE
0	AS BUILT. FOR PASSPORT DOC. ONLY	02.2008

REV.	PREPARED BY	SIGN	CHECKED BY	SIGN	APPROVED BY	SIGN
0	J. Hoffman		D. Kwiatkowski		K. Jaworski	

INVESTOR: AB MAŽEIKIŲ NAFTA
PLANT: VACUUM UNIT

PROJECT TITLE: VACUUM UNIT REBUILDING

LINE NO.: 601/14

NAFTOREMONT

PASSPORT DRAWING PREPARED BY Venczke DESIGN-ENGINEERING FIELD DIVISION

SIZE	ISO. NO.	SHEET	SHEETS	REV.
A3	603-50J/54-PK-601/14	10	12	00

WZÓR:BO-106

Mechaninių darbų rangovas demontuoja raudona linija pažymėtas vamzdynų atkarpas ir sumontuoja akles su atsakomaisiais flanšais. Plovimo rangovas susimontuoja įrangą plovimo darbams mėlyna strėle pažymėtose vietose /Mechanical contractor dismantles the red line marked pipeline sections and installs the blinds of counter flanges. The washing contractor assembles the equipment for washing work in the areas marked with a blue arrow

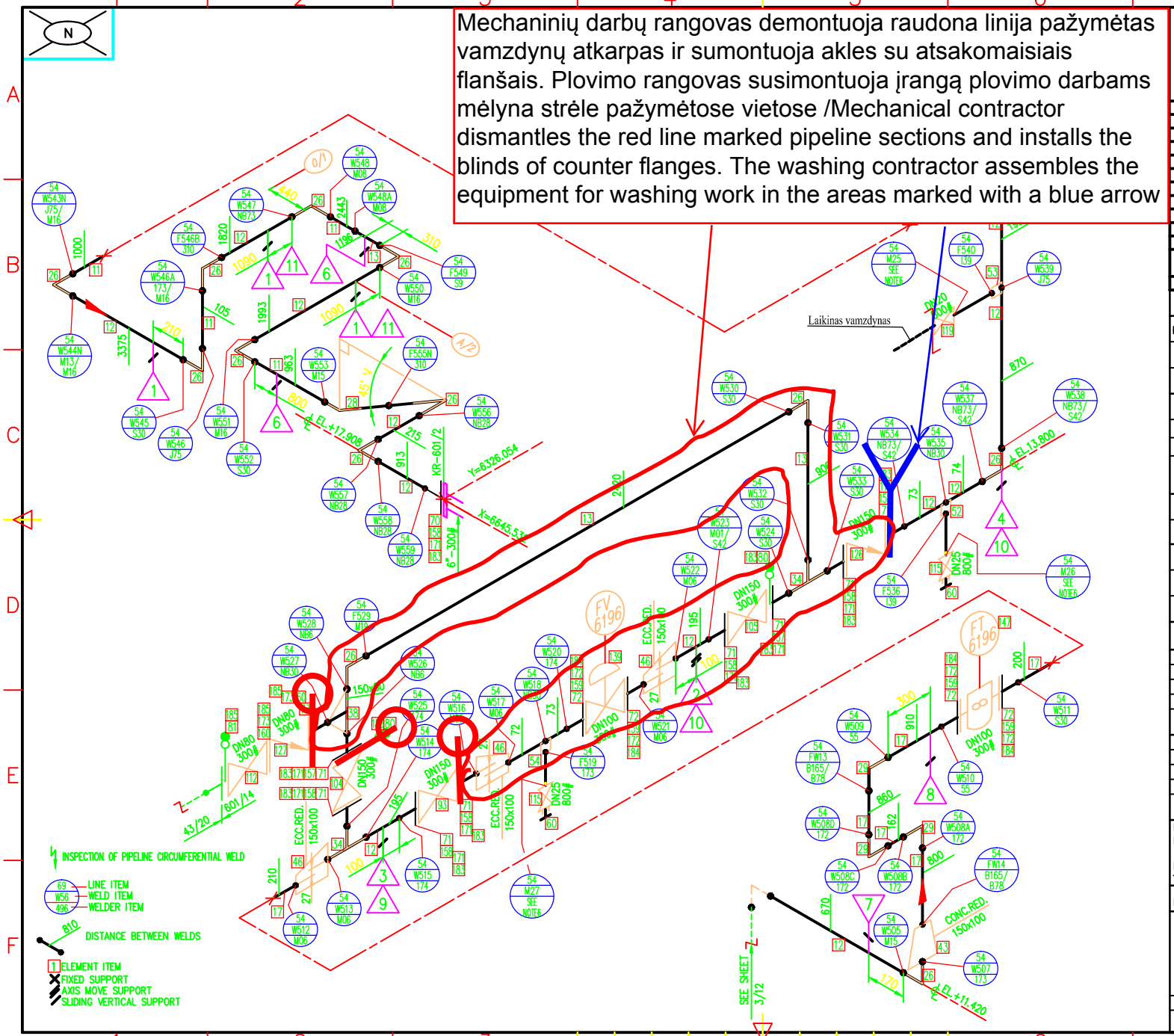

No.	DN	O.D.	Part Description	TYPE	H	V	X	Y	Z	Q-ty pieces/supports	Unit Weight	Total Weight
11			KS-002	C1			400			2		
10			KS-002	C4			940			2		
9			KS-002	C4			1100			1		
8	100	114,3	PRS-025	–	120					1		
7	150	168,3	PRS-035	–	310					1		
6	150	168,3	PRS-032	–	665					1		
5			REMOVED									
4	150	168,3	PRS-036	–	310					1		
3	150	168,3	PRS-032	–	310					1		
2	150	168,3	PRS-032	–	310					1		
1	150	168,3	PRS-025	–	130					3		

BILL OF SUPPORTS

OPER. MEDIUM	TOPPED CRUDE	TEST MEDIUM	WATER

PARAMETERS	OPER.	DESIGN	TEST	QUALITY LEVEL	VT	RT/UT %	MT/PT
PRES. barg	18	23	43	B	100	100	SEE NOTE 5
TEMP. °C	320	365	10÷40	PWHT			YES

100	3.5	–	–	–	–	DN	150	100	80	25
150	3.8	–	–	–	–	TYPE	HC	HC	HC	HC
DN	M.A.W.T.	DN	M.A.W.T.	DN	M.A.W.T.	THK.	100	100	100	70

MINIMUM ALLOWABLE WALL THK.	INSULATION

HEATING	ST	MATERIAL	P5	CLASS	H2A2
CODES	PED, ASME B31.3				
PIPING LAYOUT DWG. NO.	603-10-PJ-015				
P&I DIAGRAM NO.	GP2-S001/1-10A				
BILL OF MATERIAL NO.	603-50J/54-PR-601/14				
INSPECTION BY	TPT	CLASS ACC.TO PED	I-II		

REV.	REVISION DESCRIPTION	DATE
0	AS BUILT. FOR PASSPORT DOC. ONLY	02.2008

REV.	PREPARED BY	SIGN	CHECKED BY	SIGN	APPROVED BY	SIGN
0	J. Hoffman		D. Kwiatkowski		K. Jaworski	

INVESTOR: AB MAŽEIKIU NAFTA
PLANT: VACUUM UNIT

PROJECT TITLE: VACUUM UNIT REBUILDING

LINE NO.: 601/14

NAFTOREMONT

PASSPORT DRAWING PREPARED BY Konozko DESIGN-ENGINEERING FIELD DIVISION

SIZE	ISO. NO.	SHEET	SHEETS	REV.
A3	603-50J/54-PK-601/14	11	12	00

WZÓR:BO-106

3. MARKING ACC. TO USER'S DIRECTIONS.
4. ALL DIMENSIONS SIGN "*" FIT BY ASSEMBLY.
5. MINIMUM REQUIRED NDT ACC. TO FWI PIPING MATERIAL JOB SPEC. BD0314A-50A10 TABLE AT PAGE 7.
6. WELDS MADE BY MANUFACTURER OF VALVE.

ALL OF WELDS

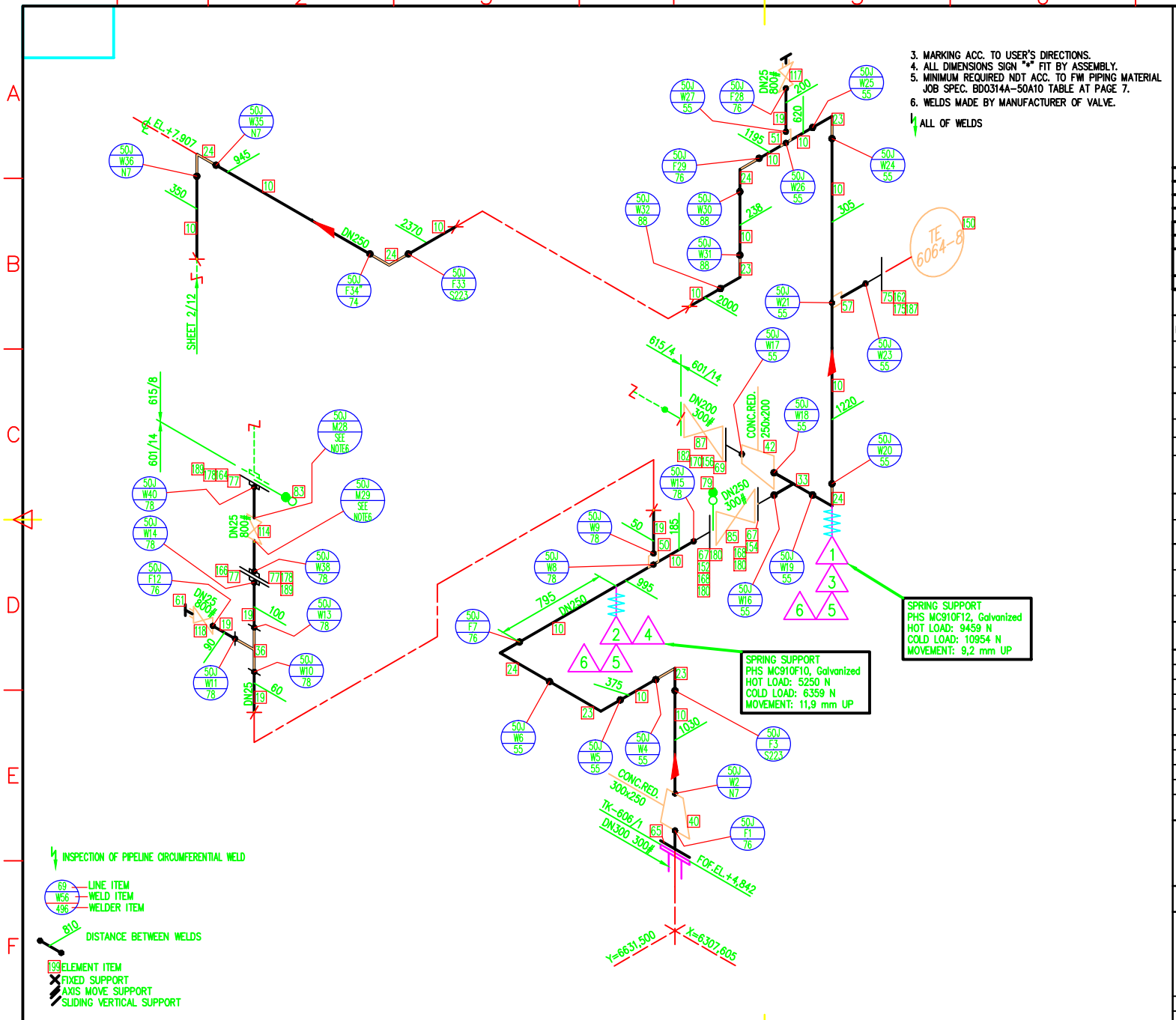

INSPECTION OF PIPELINE CIRCUMFERENTIAL WELD

69 — LINE ITEM
W56 — WELD ITEM
496 — WELDER ITEM

810 DISTANCE BETWEEN WELDS

199 ELEMENT ITEM
FIXED SUPPORT
AXIS MOVE SUPPORT
SLIDING VERTICAL SUPPORT

No.	DN	O.D.	Part Description	TYPE	H	V	X	Y	Z	Q-ty pieces/supports	Unit Weight	Total Weight
6	250	273	KS-002	C3			1100			4		
5	250	273	KS-004	E		13	450	450		2		
4	250	273	PHS-003		257					1		
3	250	273	PHS-030		255					1		
2	250	273	MC910F10							1		
1	250	273	MC910F12							1		

BILL OF SUPPORTS

OPER. MEDIUM	TOOPPED CRUDE	TEST MEDIUM	WATER

PARAMETERS	OPER.	DESIGN	TEST	QUALITY LEVEL	VT	RT/UT %	MT/PT %
PRES. barg	18	23	43	B	100	100	SEE NOTE 5
TEMP. °C	330	365	10÷40	PWHT		YES	

–	–	–	–	–	–	DN	250	25	–	–
250	4.3	–	–	–	–	TYPE	HC	HC	–	–
DN	M.A.W.T.	DN	M.A.W.T.	DN	M.A.W.T.	THK.	100	70	–	–

MINIMUM ALLOWABLE WALL THK. — INSULATION

HEATING	ST	MATERIAL	P5	CLASS	H2A2
CODES	PED, ASME B31.3				
PIPING LAYOUT DWG. NO.	603-10-PJ-003				
P&I DIAGRAM NO.	GP2-S001/1-06				
BILL OF MATERIAL NO.	603-50J/54-PR-601/14				
INSPECTION BY	TPT	CLASS ACC.TO PED	I-II		

REV.	REVISION DESCRIPTION	DATE
0	AS BUILT. FOR PASSPORT DOC. ONLY	02.2008

REV.	PREPARED BY	SIGN	CHECKED BY	SIGN	APPROVED BY	SIGN
0	J. Hoffman		D. Kwiatkowski		K. Jaworski	

INVESTOR: AB MAŽEIKIU NAFTA
PLANT: VACUUM UNIT
PROJECT TITLE: VACUUM UNIT REBUILDING
LINE NO.: 601/14

NAFTOREMONT

PASSPORT DRAWING PREPARED BY Henczke DESIGN-ENGINEERING FIELD DIVISION

SIZE	ISO. NO.	SHEET	SHEETS	REV.
A3	603-50J/54-PK-601/14	12	12	00

WZÓR:90-106